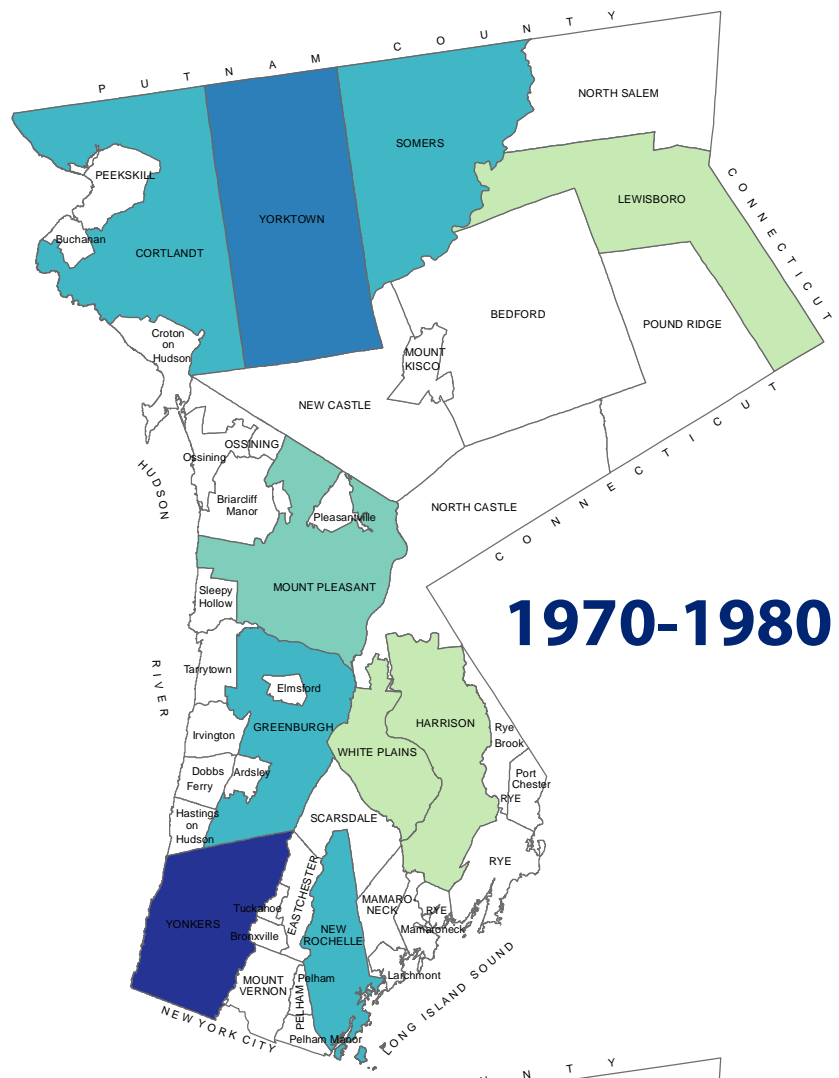
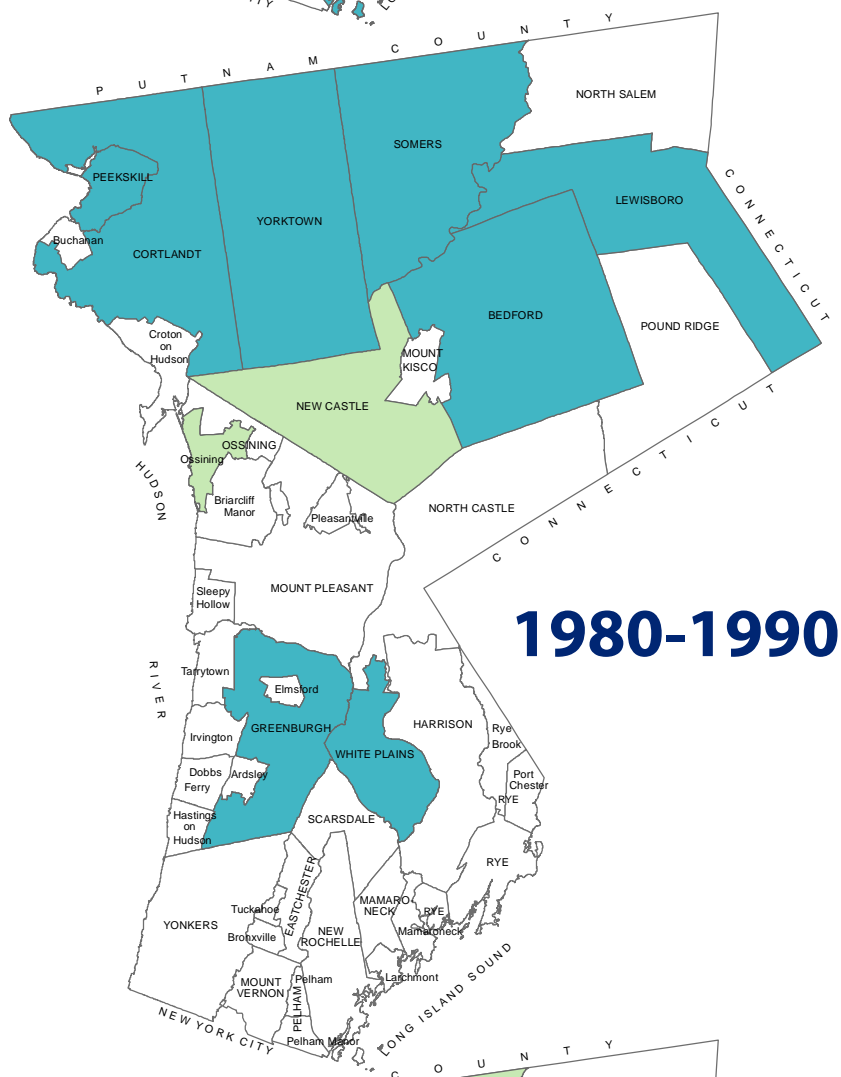


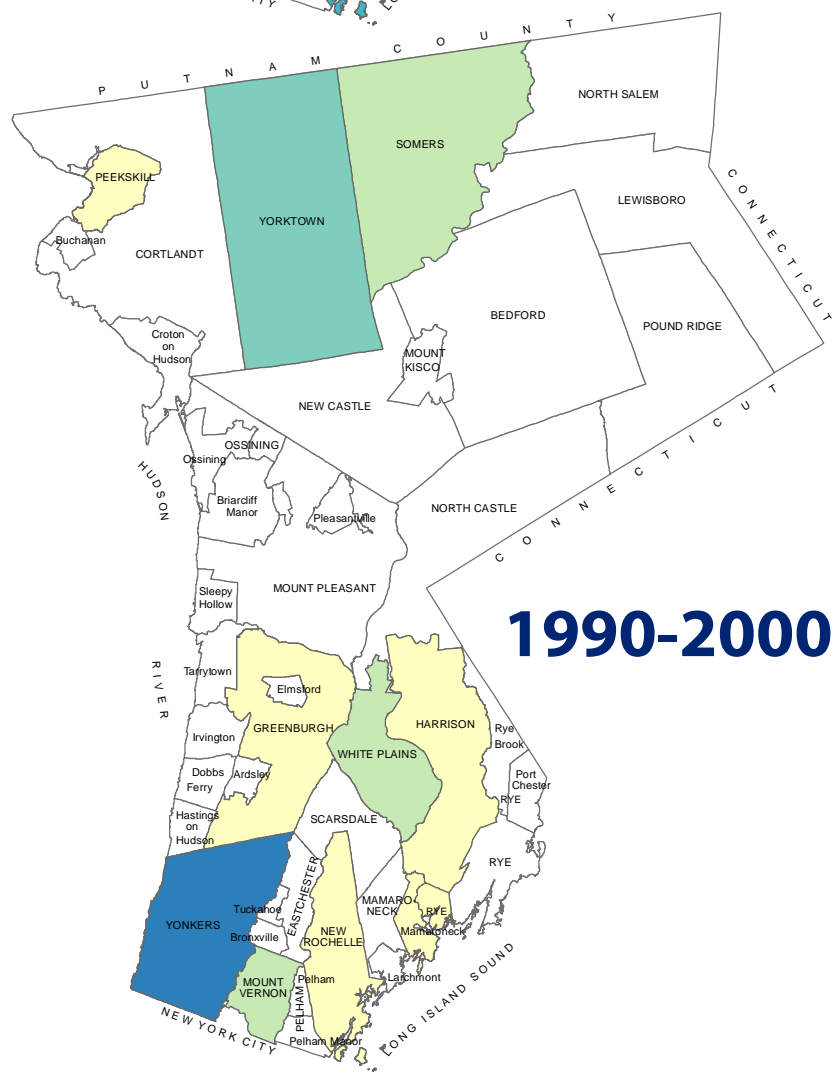
**1960-1970**



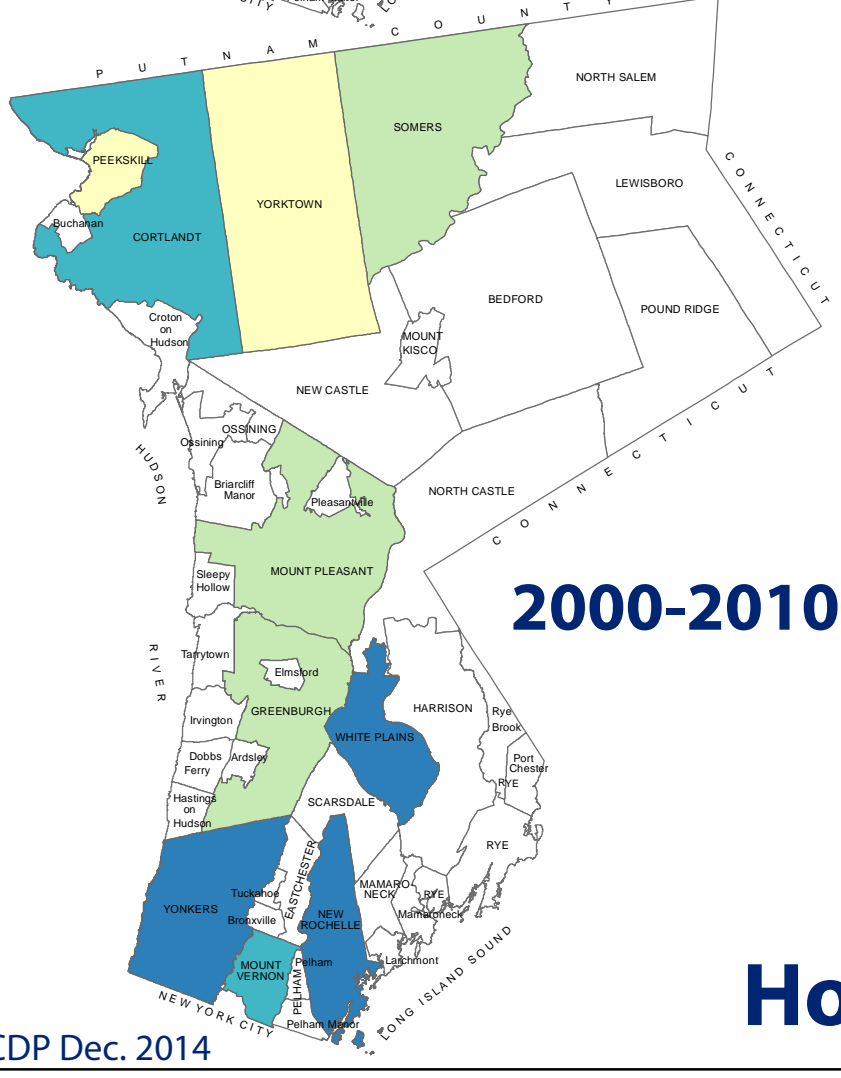
**1970-1980**



**1980-1990**




**1990-2000**



**2000-2010**

**Total Housing Units Built**



Source: U.S. Bureau of the Census

Westchester.gov.com Robert P. Astorino, County Executive  
Edward Burroughs, Commissioner  
Department of Planning

**Top Ten Municipalities in Housing Production by Decade**

**18 Westchester Municipalities Were in the Top Ten for Housing Production  
For at least one decade between 1960 and 2010  
(Top Ten in each decade highlighted)**

	<u>2000-2010</u>	<u>1990-2000</u>	<u>1980-1990</u>	<u>1970-1980</u>	<u>1960-1970</u>
Bedford	306	38	1,025	472	956
Cortlandt	1,682	-312	1,503	1,619	1,248
Eastchester	276	35	68	-316	1,504
Greenburgh	714	598	1,206	1,837	3,032
Harrison	276	695	582	766	1,200
Lewisboro	389	146	1,313	808	469
Mamaroneck Village	159	640	231	371	565
Mount Pleasant	734	546	416	989	778
Mount Vernon	1,942	820	39	653	505
New Castle	194	278	823	725	978
New Rochelle	2,591	591	179	1,400	1,327
Ossining Village	347	257	833	386	1,571
Peekskill	656	652	1,173	741	709
Port Chester	515	256	288	413	1,228
Somers	884	858	1,723	1,570	704
Yonkers	2,800	2,027	-345	5,449	8,456
Yorktown	566	969	1,968	2,091	2,045
White Plains	2,806	862	1,509	805	1,854

**1960 to 1970**

Top Ten Municipalities in Housing Production:

Yonkers	8,456
Greenburgh	3,032
Yorktown	2,045
White Plains	1,854
Ossining Village	1,571
Eastchester	1,504
New Rochelle	1,327
Cortlandt	1,248
Port Chester	1,228
Harrison	1,200

Westchester County total housing unit increase:  
36,693/3,669 per year

**1970 to 1980**

Top Ten Municipalities in Housing Production:

Yonkers	5,449
Yorktown	2,091
Greenburgh	1,837
Cortlandt	1,619
Somers	1,570
New Rochelle	1,400
Mount Pleasant	989
Lewisboro	808
White Plains	805
Harrison	766

Westchester County total housing unit increase:  
25,199/2,520 per year

**1980 to 1990**

Top Ten Municipalities in Housing Production:

Yorktown	1,968
Somers	1,723
White Plains	1,509
Cortlandt	1,503
Lewisboro	1,313
Greenburgh	1,206
Peekskill	1,173
Bedford	1,025
Ossining Village	833
New Castle	823

Westchester County total housing unit increase:  
20,069/2,007 per year

**1990 to 2000**

Top Ten Municipalities in Housing Production:

Yonkers	2,027
Yorktown	969
White Plains	862
Somers	858
Mount Vernon	820
Harrison	695
Peekskill	652
Mamaroneck Village	640
Greenburgh	598
New Rochelle	591

Westchester County total housing unit increase:  
12,718/1,272 per year

**2000 to 2010**

Top Ten Municipalities in Housing Production:

White Plains	2,806
Yonkers	2,800
New Rochelle	2,591
Mount Vernon	1,942
Cortlandt	1,682
Somers	884
Mount Pleasant	734
Greenburgh	714
Peekskill	656
Yorktown	566

Westchester County total housing unit increase:  
21,376/2,138 per year